1.1

ƀ ' ¬ ˜ γ Ḡ ضي ⁱ ⁱ

ˆ Ṇ˜ ȝ Ţ ƀ˘ ч

GH104E /GL104E HMI

Installation Instruction

Kinco Electric (Shenzhen) Ltd.

1.1 Environmental Requirement

1.2 Power Requirement

Note:

2.1Dimensional Drawing

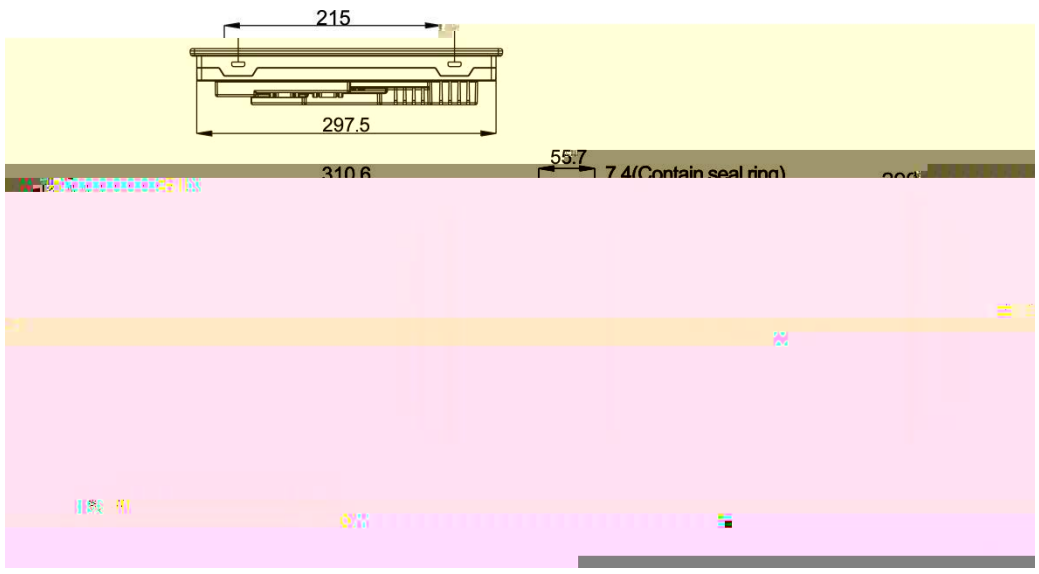

2.2 Fixed Screw Installation Instructions

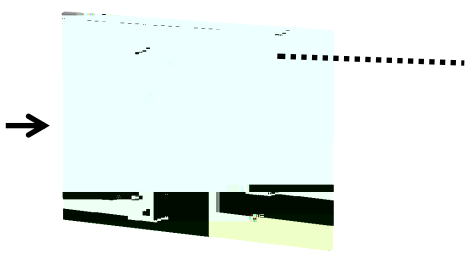

2.3 Power Connection

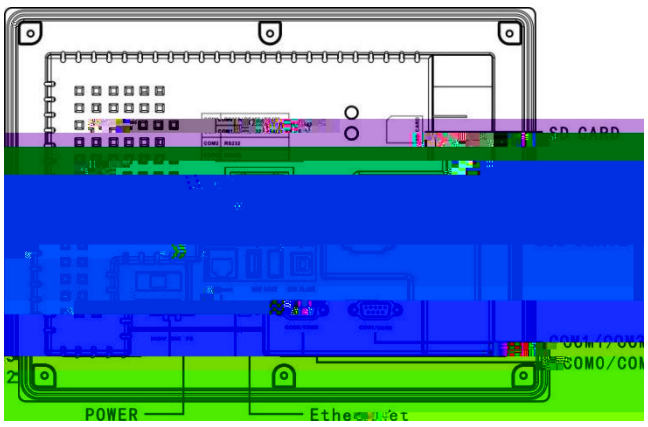

3.1 POWER

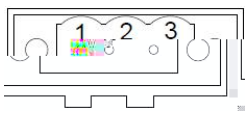

3.2 SD CARD(Only GH104E support)

Connection	
Port Function	

3.3 Ethernet

Connection	
Port Function	

3.4 USB HOST

Connection	
Port Function	

3.5 USB SLAVE

Connection	
Port Function	

3.6 COM0/COM2

Note:

	ˆ ˜				

3.7 COM1/COM3(Only GH104E support)

Note: